


MDF Moulding Catalog

June
2018



Teem Wholesale
200 West Skinner St.
Ohio City, OH 45874

Ph: 419-965-2310
Fx: 419-965-2326

TEEM 
Wholesale, Inc.

Table of Contents


Casing	3
Base	7
Crown	9
Chair Rail	10
Backband	10
Caps	10
Tounge & Groove	11
Eased Edges	11
S4S	12

**** All drawings contained in this catalog are not drawn to scale. Scaled drawings can be provided if needed. ****






356 - 9/16 x 2 1/4




444 - 11/16 x 3 1/4




366 - 9/16 x 2 1/4



003 - 11/16 x 3 1/4



445 - 11/16 x 3 1/4



8954 - 11/16 x 3 1/2



241 - 11/16 x 3 1/2



411 - 3/4 x 3



8900 - 5/8 x 2 3/4



380 - 3/4 x 2 3/4




3122 - 1 x 3 1/2



9183 - 1 3/8 x 4 5/8



523 - 1 x 3 1/2



684 - 1 x 3 1/4



682 - 1 x 3 1/4



421 - 11/16 x 3 1/4



420 - 11/16 x 2 3/4



473 - 5/8 x 2 1/4



14E2E - 11/16 x 3 1/2



8063 - $3/4 \times 3 \frac{1}{4}$



535 - $3/4 \times 3 \frac{1}{2}$




242 - $1 \frac{11}{16} \times 3 \frac{1}{2}$



5000 - $1 \frac{3}{16} \times 3 \frac{3}{4}$




5030 - $1 \frac{3}{16} \times 6 \frac{1}{4}$



165 - 9/16 x 7 1/4



163 - 9/16 x 5 1/4



750 - 1/2 x 4 1/4



623 - 1/2 x 3 1/4

620 - 1/2 x 4 1/4

618 - 9/16 x 5 1/4



430 - 9/16 x 5 1/2

431 - 1/2 x 4 1/4



433 - 1/2 x 3 1/4



662 - 1/2 x 3 1/2



808 - 9/16 x 4 1/4

813 - 9/16 x 5 1/4



207 - 9/16 x 7 1/4



412 - 5/8 x 4 1/4



8955 - 5/8 x 5 9/16



305 - 1/2 x 3 7/8



545 - 5/8 x 5



20168 - 5/8 x 5 1/4



8263 - 5/8 x 6 1/2



8910 - 1/2 x 4 1/8



45 - $9/16 \times 5 \frac{1}{4}$



48 - $5/8 \times 4 \frac{1}{4}$



49 - $9/16 \times 3 \frac{5}{8}$



40 - $5/8 \times 4 \frac{1}{4}$




41 - $1 \frac{3}{16} \times 6 \frac{5}{16}$



47 - $9/16 \times 4 \frac{5}{8}$



43 - $1 \times 6 \frac{15}{16}$




60 - $3/4 \times 5 \frac{1}{2}$



519 - $1/2 \times 4 \frac{1}{4}$



712 - $3/4 \times 4 \frac{1}{2}$



725 - 1×8



247 - $7/8 \times 5 \frac{1}{4}$




390 - 11/16 x 2 7/16



300 - 1 x 3




297 - 9/16 x 3



818 - 1 1/16 x 1 1/8



163 - 11/16 x 1 3/8



850 - 1 1/8 x 1 3/4




6ECB4 - 9/16 x 5 3/4



222 - 3/8 x 5 3/4



430 - 9/16 x 5 1/2



473 - 5/8 x 2 1/4




14E2E - 11/16 x 3 1/2



16E2E - 11/16 x 5 1/2



18E2E - 11/16 x 5 1/2



1 x 4 - 11/16 x 3 1/2

1 x 6 - 11/16 x 5 1/2

1 x 8 - 11/16 x 7 1/4

1 x 10 - 11/16 x 9 1/4

1 x 12 - 11/16 x 11 1/4